

Playing Instructions – St. Barts

EN


Aim:

To be the first player to possess all the playing cards.

Setting up:

Deal the same number of cards to each player face down.


Playing a round of the game:

1 • The youngest player turns over the first card from their pile (without showing it) and chooses a characteristic belonging to his animal (such as  for example) that he think is strong. He reads out its value to the other players ("1 500 kg - 3306,9 lb" for example).

Characteristics are :

•  : weight

•  : Length

•  : Longevity

•  : Gestation or hatching.

2 • The other players consult the first card from his pile and announce the value of the same characteristic in turn (clockwise). The player to announce the strongest characteristic takes the card from all the other players and places them face down under his pile of cards. In the event of a draw between several players, the players read out the degree of threat of extinction of their species (the color icon in the top left-hand corner). The one with the most endangered species wins the cards for that hand.




The degree of threat of extinction (from most to least threatened) is the following:

Red icon > orange icon > yellow icon > green icon.

In the event of a draw on the color of the icon, the players concerned draw a new card and compare their degree of threat of extinction. The one with the greatest level of threat wins the challenge. In the event of another draw, players draw another card until there is a winner. The winner then takes all the cards from that round.

3 • The player who has just won the challenge begins the round. He then chooses a characteristic he believe is strong and a new round of the game begins.

During a round of a game you can change the challenge characteristic, if you have a card with a yellow, orange or red icon. The player that wishes to make the change should be holding a card with priority over the card that the player who chose the initial characteristic is holding. In the same round of a game, several players can try to impose their favorite characteristic.

Example: the player that chose the initial characteristic has a green card. He chose . The next player has an orange card, and decides that the challenge will happen based on  instead. So a round is re-played with the  characteristic. Only a card with a higher value (in this case a red card) can allow the challenge characteristic to be changed again.

The goal is to favor the most endangered species.

Special rule Collector cards (shiny cards)

During a turn of play, if a player turns over a Collector card, they announce it to the other players and read it out loud. The Collector card's effect applies immediately. If necessary, the player holding the Collector card draws a new card to take part in the battle. This Collector card is set aside and no longer used during the game.

If you have multiple Collector cards, you can include them in the game for even more twists and turns!

Game over:

When a player has collected all the playing cards, he wins the round. You can also decide to end the game after 10 or 15 minutes. (The player with the most cards wins the game.)

What do the colors on the icons in the top left-hand corner of the cards mean?

The cards are classified into 4 categories according to the degree of threat* that their species is under:

- Species in **critical danger** of extinction (**red** icon)
- Species in **danger** of extinction (**orange** icon)
- **Vulnerable** species (**yellow** icon)
- **Unthreatened** species (**green** icon)

* Classification is based on the red list drawn up by the International Union for the Conservation of Nature (IUCN). The green icon corresponds to not yet evaluated, non-endangered as well as near-endangered species.

The characteristics' data is sometimes an approximation for the sake of the game. Gestation period, for mammals, corresponds to the length of time during which the female carries her young. Incubation period refers to the time required for eggs to hatch for most fishes, birds, reptiles, amphibians, crustaceans and insects.

**Discover the whole collection at:
www.bioviva.com**